

Scaled data based on original data using
LM-79-08 Approved Method: Electrical and Photometric Measurements of Solid-
State Lighting Products

Test Report Prepared for
Cooper Lighting Solutions
(formerly Eaton)

Brand: STREETWORKS

Report Number: P458761

Luminaire Tested: **GLAN-SA3A-735-U-T1**

Issue Date: 1/4/2021

Test Information

Test Method: LM-79-08
Report Number: P458761
TEST IS SCALED FROM IESNA LM-79-08 TEST DATA (G3-2011-042-5)
Test Lab: INNOVATION CENTER
Issue Date: 1/4/2021
Manufacturer: COOPER LIGHTING SOLUTIONS (FORMERLY EATON)
Product Line: STREETWORKS
Catalog Number: GLAN-SA3A-735-U-T1
Description: GALLEON AREA AND ROADWAY LUMINAIRE
(3) 70 CRI, 3500K, 615mA LIGHTSQUARES WITH 16 LEDS EACH AND TYPE I OPTICS
Light Source: -
Ballast/Driver: ELECTRONIC DRIVER

Summary

Lumens per Lamp: N/A
Luminaire Lumens: 12695 lumens
Efficiency: N/A
Efficacy: 136.5 lumens/watt
Luminous Opening: Rectangular (W 1' x L: 1' x H: 0')
IES Classification: Type I - Short
BUG Rating: B3 - U0 - G3

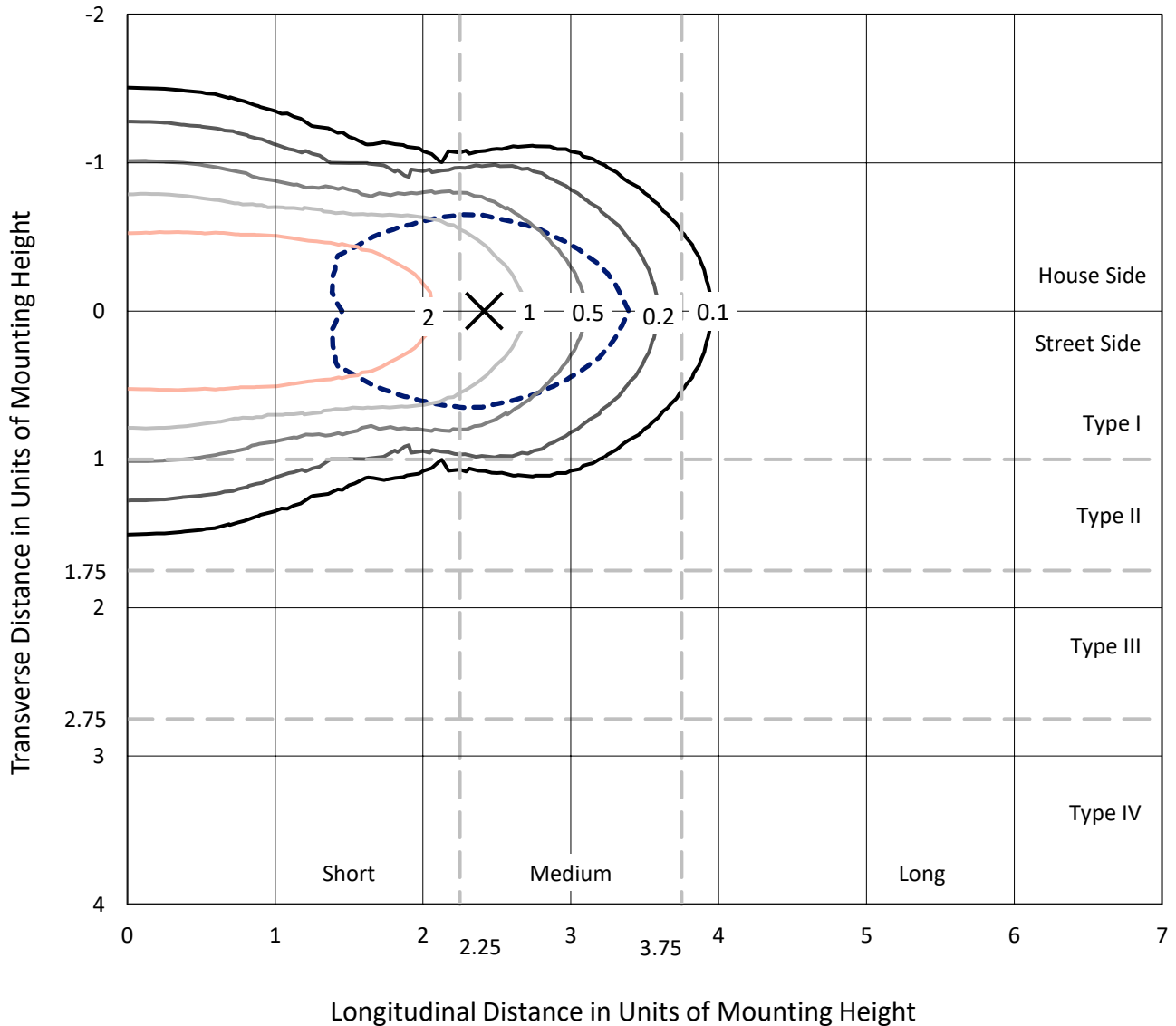
Input Watts (W): 93
Input Voltage (V): NR
Input Current (A_{in}): NR
Voltage Rise (V): NR
Power Factor: NR
Total Harmonic Distortion (THDi): NR
Frequency (hertz): 60
Stabilization Time: NR
Operation Time: NR
Ambient Temperature (°C): NR
Test Distance: 24 FT



REPORT NUMBER: P458761
 CATALOG NUMBER: GLAN-SA3A-735-U-T1

Iso-Footcandle Lines of Horizontal Illumination

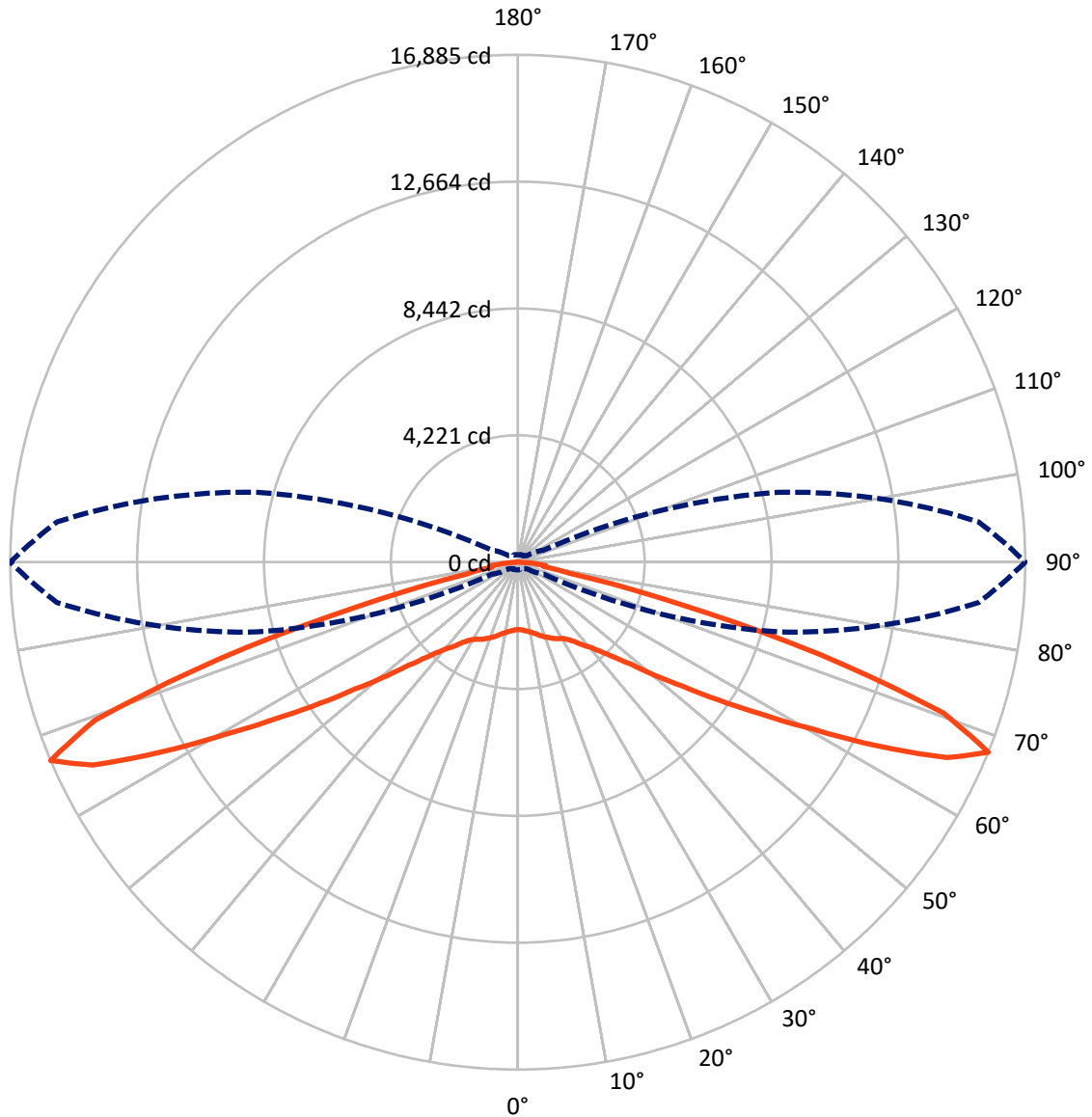
× Max cd
 - - - 1/2 Max cd



Based on 25 foot mounting height. Maximum calculated value = 3.8 fc
 Type I - Short - N/A

REPORT NUMBER: P458761
CATALOG NUMBER: GLAN-SA3A-735-U-T1

Luminous Intensity Polar Plot



— Vertical Plane Through 90-Deg Lateral - - - Horizontal Cone Through 67.5-Deg Vertical

REPORT NUMBER: P458761

CATALOG NUMBER: GLAN-SA3A-735-U-T1

FLUX DISTRIBUTION:

		Downward	Upward	Total
House Side	Lumens	6347.5	0.0	6347.5
	% Fixture	50.0	0.0	50.0
Street Side	Lumens	6347.5	0.0	6347.5
	% Fixture	50.0	0.0	50.0
Total	Lumens	12695.0	0.0	12695.0
	% Fixture	100.0	0.0	100.0

Coefficient of Utilization

ZONAL LUMENS:

Zone	Lumens	% Fixture
0°-10°	224.1	1.8
10°-20°	716.9	5.6
20°-30°	1199.9	9.5
30°-40°	1625.5	12.8
40°-50°	2059.0	16.2
50°-60°	2572.2	20.3
60°-70°	3023.5	23.8
70°-80°	1156.6	9.1
80°-90°	117.2	0.9
90°-100°	0.0	0.0
100°-110°	0.0	0.0
110°-120°	0.0	0.0
120°-130°	0.0	0.0
130°-140°	0.0	0.0
140°-150°	0.0	0.0
150°-160°	0.0	0.0
160°-170°	0.0	0.0
170°-180°	0.0	0.0
0°-90°	12695.0	100.0
0°-180°	12695.0	100.0



REPORT NUMBER: P458761

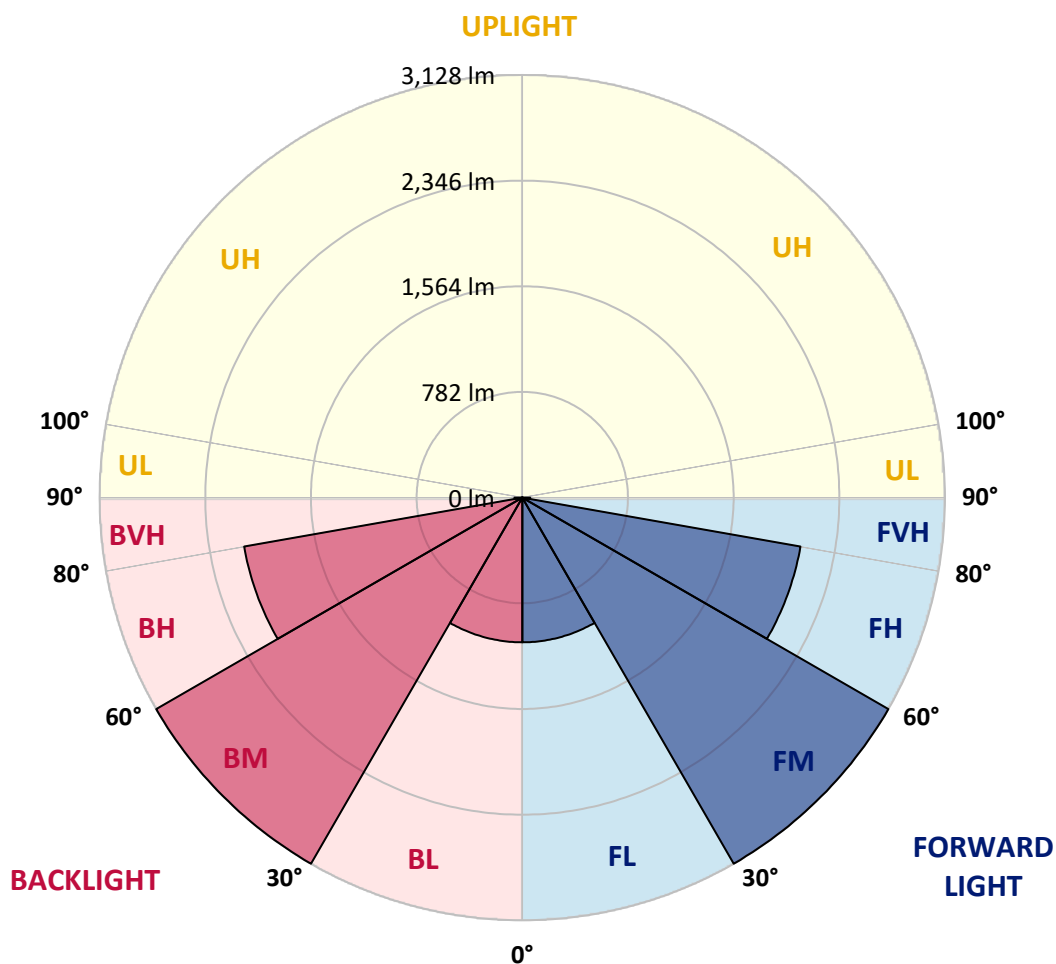
CATALOG NUMBER: GLAN-SA3A-735-U-T1

LUMINAIRE CLASSIFICATION SYSTEM LUMEN TABLE AND BUG RATING:

Zone	Lumens	% Fixture	Zone Rating/Lumen Limit		
			B	U	G
FL (0°-30°)	1070.4	8.4			
FM (30°-60°)	3128.4	24.6			
FH (60°-80°)	2090.1	16.5			G2/5000
FVH (80°-90°)	58.6	0.5			G1/100
BL (0°-30°)	1070.4	8.4	B3/2500		
BM (30°-60°)	3128.4	24.6	B3/5000		
BH (60°-80°)	2090.1	16.5	B3/2500		G3/2500
BVH (80°-90°)	58.6	0.5			G1/100
UL (90°-100°)	0.0	0.0		U0/0	
UH (100°-180°)	0.0	0.0		U0/0	

BUG Rating: B3-U0-G3

Type I Short





REPORT NUMBER: P458761
 CATALOG NUMBER: GLAN-SA3A-735-U-T1

CANDELA DISTRIBUTION (FULL):

	0°	5°	15°	25°	35°	45°	55°	65°	75°	85°	90°
0°	2247.4	2247.4	2247.4	2247.4	2247.4	2247.4	2247.4	2247.4	2247.4	2247.4	2247.4
2.5°	2276.2	2274.8	2275.5	2274.8	2276.9	2275.5	2267.1	2260.1	2254.4	2255.1	2253.0
5°	2324.7	2325.4	2326.1	2322.6	2327.5	2324.7	2311.4	2300.1	2288.9	2284.7	2283.3
7.5°	2364.8	2368.3	2370.4	2373.9	2382.4	2382.4	2375.4	2359.2	2334.6	2320.5	2319.8
10°	2404.9	2407.7	2414.0	2425.3	2439.3	2452.7	2449.9	2428.1	2396.4	2372.5	2366.9
12.5°	2418.9	2422.5	2443.5	2475.9	2507.5	2533.5	2533.5	2515.9	2475.2	2438.6	2428.1
15°	2369.7	2376.1	2414.0	2482.9	2565.9	2622.8	2635.5	2610.8	2567.3	2511.0	2498.4
17.5°	2272.0	2287.5	2343.0	2444.9	2582.7	2700.8	2737.4	2725.4	2669.2	2597.5	2582.7
20°	2167.3	2184.1	2243.2	2378.2	2568.7	2746.5	2852.7	2855.5	2785.9	2681.8	2660.1
22.5°	2052.0	2064.6	2140.6	2298.7	2526.5	2757.1	2951.8	3000.3	2906.1	2766.2	2735.3
25°	1922.6	1936.7	2016.1	2187.0	2447.1	2745.1	3042.5	3149.3	3031.9	2856.2	2816.8
27.5°	1798.9	1804.5	1889.6	2063.2	2342.3	2714.2	3109.3	3286.4	3171.1	2930.7	2880.8
30°	1680.1	1693.5	1768.7	1940.2	2222.1	2653.7	3166.9	3442.5	3320.9	3008.7	2944.8
32.5°	1554.3	1570.4	1652.0	1825.6	2101.9	2563.0	3202.0	3613.3	3529.6	3135.3	3067.1
35°	1433.4	1443.9	1526.2	1694.9	1984.5	2457.6	3208.4	3805.9	3798.9	3327.2	3236.5
37.5°	1309.6	1325.1	1408.1	1569.7	1860.1	2345.8	3176.7	4010.5	4123.6	3593.6	3495.9
40°	1190.8	1204.2	1285.7	1448.8	1718.8	2209.4	3101.5	4197.5	4502.6	3867.8	3729.3
42.5°	1061.5	1065.0	1154.3	1320.2	1580.3	2051.3	2993.3	4364.1	4925.0	4235.4	4063.2
45°	914.6	923.7	1006.7	1169.7	1421.4	1874.1	2846.3	4501.9	5460.7	4745.1	4510.3
47.5°	767.6	775.4	851.3	1012.3	1247.8	1671.0	2620.0	4622.8	6010.4	5392.5	5084.6
50°	624.2	628.5	690.3	833.0	1052.4	1457.3	2339.5	4661.4	6631.9	6309.2	5916.2
52.5°	493.5	499.8	546.9	658.7	843.6	1204.9	2036.5	4565.8	7357.3	7396.0	6842.1
55°	400.0	402.1	437.3	519.5	659.4	940.6	1671.0	4299.4	8137.6	8788.6	8082.1
57.5°	344.5	345.9	365.5	411.2	507.5	709.3	1296.3	3795.4	8838.5	10420.2	9512.0
60°	312.8	313.5	324.8	351.5	402.1	544.1	928.6	3084.0	9530.2	12236.0	11289.1
62.5°	293.1	293.1	300.9	315.6	340.2	417.6	672.7	2224.9	10004.0	14078.5	13479.5
65°	274.2	274.2	279.8	290.3	303.7	341.6	497.0	1450.9	9992.1	15420.5	15682.7
67.5°	252.4	252.4	256.6	267.1	274.9	293.8	383.8	950.4	8975.6	15390.9	16884.8
70°	226.4	226.4	232.0	241.1	247.4	259.4	303.0	650.3	6593.9	13141.4	15016.2
72.5°	200.3	201.1	204.6	213.7	218.6	225.7	251.7	455.5	4044.9	8948.2	10499.6
75°	171.5	172.9	176.4	185.6	189.8	192.6	212.3	324.8	2046.4	4824.5	5493.0
77.5°	138.5	141.3	143.4	153.2	156.1	160.3	175.0	234.8	898.4	1733.5	1749.0
80°	101.2	104.7	111.1	120.2	122.3	125.1	133.6	166.6	407.0	791.5	859.7
82.5°	74.5	79.4	71.7	83.7	83.7	80.1	94.2	111.8	187.0	783.8	937.8
85°	40.8	41.5	37.3	42.9	45.7	45.0	49.9	54.8	90.7	523.0	539.2
87.5°	9.8	10.5	11.2	13.4	16.2	16.2	17.6	15.5	29.5	169.4	97.0
90°	0.0	0.0	0.0	0.0	0.0	0.0	0.0	0.0	0.0	0.0	0.0

(END OF REPORT)